




FUTURISTIC
Lighting Solutions



CONTENTS

Certification

Techkraft Lighting Solutions

Product Range

- LED Bulbs & High Power Bulbs

- LED Deco Bulbs

- LED Batten

- LED High Power Batten

- LED Downlighters

- LED Smart Bulbs

- LED Smart Batten & Downlighters

- LED Street Lights

- LED Flood Lights

- LED Decorative Bulbs & Led Ceiling Panel Lights

- LED Emergency Lights



QUALITY CERTIFICATIONS

- ISO 9001:2008
- ISO 14001:2004
- OSHASH 45001
- ISO 13845 (Medical)
- ESD S20.20
- Qualified for prestigious Philips Global Audits
such as UAT 534 and Sustainability Audits
- UAT 520, VDA 6.3 AND ESD by various
domestic and global customers

Lighting Solution

Through this vertical, we design and manufacture LED lighting solutions ranging from 0.5W to 100W. It includes main electronic board designing, mechanical, light source & packaging designing.

Through our in-house capabilities, we also manufacture key inputs such as sheet metal, plastic moulding and wound components which has enabled us to emerge as an ODM player in India.

TECHKRAFT
Industries India





TECHKRAFT
Industries India

LED BULB



| S.No. | WATTAGE(W) | CCT | LUMENS(LM) | BEAM ANGLE | VOLTAGE(V) | POWER FACTOR | LAMP BASE | DIMENSION (MM) |
|-------|------------|-------|------------|------------|------------|--------------|-----------|----------------|
| 1 | 3W | 6500K | 315 | 180° | 100-300 | >0.9 | B22 | Ø50x92 |
| 2 | 3W | 3000K | 270 | 180° | 100-300 | >0.9 | B22 | Ø50x92 |
| 3 | 5W | 6500K | 525 | 120° | 100-300 | >0.9 | B22 | Ø57x101 |
| 4 | 5W | 3000K | 450 | 120° | 100-300 | >0.9 | B22 | Ø57x101 |
| 5 | 5W | 6500K | 525 | 180° | 100-300 | >0.9 | B22 | Ø60x111 |
| 6 | 5W | 3000K | 450 | 180° | 100-300 | >0.9 | B22 | Ø60x111 |
| 7 | 7W | 6500K | 735 | 120° | 100-300 | >0.9 | B22 | Ø57x101 |
| 8 | 7W | 3000K | 630 | 120° | 100-300 | >0.9 | B22 | Ø57x101 |
| 9 | 7W | 6500K | 735 | 180° | 100-300 | >0.9 | B22 | Ø60x111 |
| 10 | 7W | 3000K | 630 | 180° | 100-300 | >0.9 | B22 | Ø60x111 |
| 11 | 9W | 6500K | 945 | 120° | 100-300 | >0.9 | B22 | Ø57x101 |
| 12 | 9W | 3000K | 810 | 120° | 100-300 | >0.9 | B22 | Ø57x101 |
| 13 | 9W | 6500K | 945 | 180° | 100-300 | >0.9 | B22 | Ø60x111 |
| 14 | 9W | 3000K | 810 | 180° | 100-300 | >0.9 | B22 | Ø60x111 |
| 15 | 12W | 6500K | 1260 | 120° | 100-300 | >0.9 | B22 | Ø60x108 |
| 16 | 12W | 3000K | 1080 | 120° | 100-300 | >0.9 | B22 | Ø60x108 |
| 17 | 12W | 6500K | 1260 | 180° | 100-300 | >0.9 | B22 | Ø70x130 |
| 18 | 12W | 3000K | 1080 | 180° | 100-300 | >0.9 | B22 | Ø70x130 |

* Product compliant CRI 80 & IP20



TECHKRAFT
Industries India

LED BULB

| S.No. | WATTAGE(W) | CCT | LUMENS(LM) | BEAM ANGLE | VOLTAGE(V) | POWER FACTOR | LAMP BASE | DIMENSION (MM) |
|-------|------------|-------|------------|------------------|------------|--------------|-----------|----------------|
| 19 | 15W | 6500K | 1575 | 120 ⁰ | 100-300 | >0.9 | B22 | Ø65x120 |
| 20 | 15W | 3000K | 1350 | 120 ⁰ | 100-300 | >0.9 | B22 | Ø65x120 |
| 21 | 15W | 6500K | 1575 | 180 ⁰ | 100-300 | >0.9 | B22 | Ø70x130 |
| 22 | 15W | 3000K | 1350 | 180 ⁰ | 100-300 | >0.9 | B22 | Ø70x130 |
| 23 | 18W | 6500K | 1890 | 120 ⁰ | 100-300 | >0.9 | B22 | Ø75x137 |
| 24 | 18W | 3000K | 1620 | 120 ⁰ | 100-300 | >0.9 | B22 | Ø75x137 |
| 25 | 18W | 6500K | 1890 | 180 ⁰ | 100-300 | >0.9 | B22 | Ø80x153 |
| 26 | 18W | 3000K | 1620 | 180 ⁰ | 100-300 | >0.9 | B22 | Ø80x153 |
| 27 | 20W | 6500K | 2100 | 120 ⁰ | 100-300 | >0.9 | B22 | Ø80x155 |
| 28 | 23W | 6500K | 2415 | 120 ⁰ | 100-300 | >0.9 | B22 | Ø80x155 |
| 29 | 23W | 6500K | 2415 | 180 ⁰ | 100-300 | >0.9 | B22 | Ø80x153 |
| 30 | 23W | 6500K | 2415 | 180 ⁰ | 100-300 | >0.9 | B22 | Ø95x188 |
| 31 | 26W | 6500K | 2730 | 180 ⁰ | 100-300 | >0.9 | B22 | Ø95x188 |

* Product compliant CRI 80 & IP20



TECHKRAFT
Industries India

LED BULB




| S.No. | WATTAGE(W) | CCT | LUMENS(LM) | BEAM ANGLE | VOLTAGE(V) | POWER FACTOR | LAMP BASE | DIMENSION (MM) |
|-------|------------|-------|------------|------------|------------|--------------|-----------|----------------|
| 1 | 3W | 6500K | 315 | 180° | 100-300 | >0.9 | E27 | Ø50x92 |
| 2 | 3W | 3000K | 270 | 180° | 100-300 | >0.9 | E27 | Ø50x92 |
| 3 | 5W | 6500K | 525 | 120° | 100-300 | >0.9 | E27 | Ø57x101 |
| 4 | 5W | 3000K | 450 | 120° | 100-300 | >0.9 | E27 | Ø57x101 |
| 5 | 5W | 6500K | 525 | 180° | 100-300 | >0.9 | E27 | Ø60x111 |
| 6 | 5W | 3000K | 450 | 180° | 100-300 | >0.9 | E27 | Ø60x111 |
| 7 | 7W | 6500K | 735 | 120° | 100-300 | >0.9 | E27 | Ø57x101 |
| 8 | 7W | 3000K | 630 | 120° | 100-300 | >0.9 | E27 | Ø57x101 |
| 9 | 7W | 6500K | 735 | 180° | 100-300 | >0.9 | E27 | Ø60x111 |
| 10 | 7W | 3000K | 630 | 180° | 100-300 | >0.9 | E27 | Ø60x111 |
| 11 | 9W | 6500K | 945 | 120° | 100-300 | >0.9 | E27 | Ø57x101 |
| 12 | 9W | 3000K | 810 | 120° | 100-300 | >0.9 | E27 | Ø57x101 |
| 13 | 9W | 6500K | 945 | 180° | 100-300 | >0.9 | E27 | Ø60x111 |
| 14 | 9W | 3000K | 810 | 180° | 100-300 | >0.9 | E27 | Ø60x111 |
| 15 | 12W | 6500K | 1260 | 120° | 100-300 | >0.9 | E27 | Ø60x108 |
| 16 | 12W | 3000K | 1080 | 120° | 100-300 | >0.9 | E27 | Ø60x108 |
| 17 | 12W | 6500K | 1260 | 180° | 100-300 | >0.9 | E27 | Ø70x130 |
| 18 | 12W | 3000K | 1080 | 180° | 100-300 | >0.9 | E27 | Ø70x130 |

* Product compliant CRI 80 & IP20



LED BULB

| S.No. | WATTAGE(W) | CCT | LUMENS(LM) | BEAM ANGLE | VOLTAGE(V) | POWER FACTOR | LAMP BASE | DIMENSION (MM) |
|-------|------------|-------|------------|------------|------------|--------------|-----------|----------------|
| 19 | 15W | 6500K | 1575 | 120° | 100-300 | >0.9 | E27 | Ø65x120 |
| 20 | 15W | 3000K | 1350 | 120° | 100-300 | >0.9 | E27 | Ø65x120 |
| 21 | 15W | 6500K | 1575 | 180° | 100-300 | >0.9 | E27 | Ø70x130 |
| 22 | 15W | 3000K | 1350 | 180° | 100-300 | >0.9 | E27 | Ø70x130 |
| 23 | 18W | 6500K | 1890 | 120° | 100-300 | >0.9 | E27 | Ø75x137 |
| 24 | 18W | 3000K | 1620 | 120° | 100-300 | >0.9 | E27 | Ø75x137 |
| 25 | 18W | 6500K | 1890 | 180° | 100-300 | >0.9 | E27 | Ø80x153 |
| 26 | 18W | 3000K | 1620 | 180° | 100-300 | >0.9 | E27 | Ø80x153 |
| 27 | 20W | 6500K | 2100 | 120° | 100-300 | >0.9 | E27 | Ø80x155 |
| 28 | 23W | 6500K | 2415 | 120° | 100-300 | >0.9 | E27 | Ø80x155 |
| 29 | 23W | 6500K | 2415 | 180° | 100-300 | >0.9 | E27 | Ø80x153 |
| 30 | 23W | 6500K | 2415 | 180° | 100-300 | >0.9 | E27 | Ø95x188 |
| 31 | 26W | 6500K | 2730 | 180° | 100-300 | >0.9 | E27 | Ø95x188 |



HIGH POWER BULB

| S.No. | WATTAGE(W) | CCT | LUMENS(LM) | BEAM ANGLE | VOLTAGE(V) | POWER FACTOR | LAMP BASE | DIMENSION (MM) |
|-------|------------|-------|------------|------------|------------|--------------|-----------|----------------|
| 1 | 30W | 6500K | 3150 | 120° | 100-300 | >0.9 | E27 | Ø100x190 |
| 2 | 40W | 6500K | 4200 | 120° | 100-300 | >0.9 | E27 | Ø120x220 |
| 3 | 50W | 6500K | 5250 | 120° | 100-300 | >0.9 | E27 | Ø140x255 |
| 4 | 60W | 6500K | 6300 | 120° | 100-300 | >0.9 | E27 | Ø140x255 |
| 5 | 30W | 6500K | 3150 | 120° | 100-300 | >0.9 | B22 | Ø100x190 |
| 6 | 40W | 6500K | 4200 | 120° | 100-300 | >0.9 | B22 | Ø120x220 |
| 7 | 50W | 6500K | 5250 | 120° | 100-300 | >0.9 | B22 | Ø140x255 |
| 8 | 60W | 6500K | 6300 | 120° | 100-300 | >0.9 | B22 | Ø140x255 |



DECO BULB

| S.No. | WATTAGE(W) | CCT | LUMENS(LM) | BEAM ANGLE | VOLTAGE(V) | POWER FACTOR | LAMP BASE | DIMENSION (MM) |
|-------|------------|-------------|------------|------------|------------|--------------|-----------------|----------------|
| 1 | 0.5W | RGB WYOP | 2~26 | 220° | 100-300 | >0.075 | B-22 Plastic | Ø45x70 |
| 2 | 0.5W | RGB WYOP | 2~26 | 220° | 100-300 | >0.075 | B-22 Metal | Ø45x70 |



Offices



Industrial



Bathrooms



Kitchens



LED BATTEN

| S.No. | WATTAGE(W) | CCT | LUMENS(LM) | BEAM ANGLE | VOLTAGE(V) | POWER FACTOR | MATERIAL | DIMENSION (MM) |
|-------|------------|-------|------------|------------|------------|--------------|----------|----------------|
| 1 | 5W | 6500K | 500 | 120° | 100-300 | >0.9 | PC-PC | 300 (1FT) |
| 2 | 5W | 3000K | 450 | 120° | 100-300 | >0.9 | PC-PC | 300 (1FT) |
| 3 | 10W | 6500K | 1000 | 120° | 100-300 | >0.9 | PC-PC | 600 (2FT) |
| 4 | 10W | 3000K | 900 | 120° | 100-300 | >0.9 | PC-PC | 600 (2FT) |
| 5 | 20W | 6500K | 2000 | 120° | 100-300 | >0.9 | PC-PC | 1100 (4FT) |
| 6 | 20W | 6500K | 2000 | 120° | 100-300 | >0.9 | PC-PC | 1135 (4FT) |
| 7 | 20W | 6500K | 2000 | 120° | 100-300 | >0.9 | PC-PC | 1185 (4FT) |
| 8 | 20W | 3000K | 1800 | 120° | 100-300 | >0.9 | PC-PC | 1100 (4FT) |
| 9 | 20W | 3000K | 1800 | 120° | 100-300 | >0.9 | PC-PC | 1135 (4FT) |
| 10 | 20W | 3000K | 1800 | 120° | 100-300 | >0.9 | PC-PC | 1185 (4FT) |
| 11 | 24W | 6500K | 2400 | 120° | 100-300 | >0.9 | PC-PC | 1135 (4FT) |
| 12 | 24W | 6500K | 2400 | 120° | 100-300 | >0.9 | PC-PC | 1185 (4FT) |



HIGH POWER LED BATTEN

| S.No. | WATTAGE(W) | CCT | LUMENS(LM) | BEAM ANGLE | VOLTAGE(V) | POWER FACTOR | MATERIAL | DIMENSION (MM) |
|-------|------------|-------|------------|------------|------------|--------------|----------|----------------|
| 13 | 20W | 6500K | 2000 | 120° | 100-300 | >0.9 | AL-PC | 1100 (4FT) |
| 14 | 20W | 3000K | 1800 | 120° | 100-300 | >0.9 | AL-PC | 1100 (4FT) |
| 15 | 24W | 6500K | 2400 | 120° | 100-300 | >0.9 | AL-PC | 1135 (4FT) |
| 16 | 24W | 6500K | 2400 | 120° | 100-300 | >0.9 | AL-PC | 1185 (4FT) |
| 17 | 30W | 6500K | 3000 | 120° | 100-300 | >0.9 | AL-PC | 1135 (4FT) |
| 18 | 30W | 6500K | 3000 | 120° | 100-300 | >0.9 | AL-PC | 1185 (4FT) |
| 19 | 36W | 6500K | 3600 | 120° | 100-300 | >0.9 | AL-PC | 1135 (4FT) |
| 20 | 36W | 6500K | 3600 | 120° | 100-300 | >0.9 | AL-PC | 1185 (4FT) |
| 21 | 40W | 6500K | 4000 | 120° | 100-300 | >0.9 | AL-PC | 1185 (4FT) |
| 22 | 40W | 6500K | 4000 | 120° | 100-300 | >0.9 | AL-PC | 1200 (4FT) |



LED DOWNLIGHTER

| S.No. | TYPE | WATTAGE(W) | CCT(K) | LUMENS(LM) | BEAM ANGLE | VOLTAGE(V) | DIMENSION (INCH) | CUTOUT (INCH) |
|-------|----------------------|------------|--------|------------|------------|------------|------------------|---------------|
| 21 | Frameless Surface | 6 | 6500K | 480 | 120° | 100-300 | Ø 3.5" | - |
| 22 | Frameless Surface | 6 | 3000K | 420 | 120° | 100-300 | Ø 3.5" | - |
| 23 | Frameless Surface | 12 | 6500K | 960 | 120° | 100-300 | Ø 4.5" | - |
| 24 | Frameless Surface | 12 | 3000K | 840 | 120° | 100-300 | Ø 4.5" | - |
| 25 | Frameless Surface | 15 | 6500K | 1200 | 120° | 100-300 | Ø 6.0" | - |
| 26 | Frameless Surface | 15 | 3000K | 1050 | 120° | 100-300 | Ø 6.0" | - |
| 27 | Frameless Surface | 18 | 6500K | 1440 | 120° | 100-300 | Ø 6.0" | - |
| 28 | Frameless Surface | 18 | 3000K | 1260 | 120° | 100-300 | Ø 6.0" | - |

*1. LED Downlighter Range also available in Red, Green, Blue & Pink Colors

2. Power Factor >0.9

3. Compliant CRI 80 & IP20



LED DOWNLIGHTER

| S.No. | TYPE | WATTAGE(W) | CCT(K) | LUMENS(LM) | BEAM ANGLE | VOLTAGE(V) | DIMENSION (INCH) | CUTOUT (INCH) |
|-------|--------------|------------|--------|------------|------------|------------|------------------|---------------|
| 1 | Recessed | 5 | 6500K | 500 | 120° | 100-300 | Ø 3" | Ø 2.5" |
| 2 | Recessed | 5 | 3000K | 450 | 120° | 100-300 | Ø 3" | Ø 2.5" |
| 3 | Recessed | 10 | 6500K | 1000 | 120° | 100-300 | Ø 4" | Ø 3.75" |
| 4 | Recessed | 10 | 3000K | 900 | 120° | 100-300 | Ø 4" | Ø 3.75" |
| 5 | Recessed | 15 | 6500K | 1500 | 120° | 100-300 | Ø 6" | Ø 5.7" |
| 6 | Recessed | 15 | 3000K | 1350 | 120° | 100-300 | Ø 6" | Ø 5.7" |
| 7 | Recessed | 20 | 6500K | 2000 | 120° | 100-300 | Ø 8.5" | Ø 7.9" |
| 8 | Recessed | 20 | 3000K | 1800 | 120° | 100-300 | Ø 8.5" | Ø 7.9" |
| 9 | Junction Box | 3 | 6500K* | 270 | 120° | 100-300 | Ø 3.3" | Ø 2" |
| 10 | Junction Box | 3 | 3000K | 240 | 120° | 100-300 | Ø 3.3" | Ø 2" |
| 11 | Junction Box | 8 | 6500K | 800 | 120° | 100-300 | Ø 3.3" | Ø 2" |
| 12 | Junction Box | 8 | 3000K | 720 | 120° | 100-300 | Ø 3.3" | Ø 2" |
| 13 | Junction Box | 15 | 6500K | 1500 | 120° | 100-300 | Ø 5.5" | Ø 2" |
| 14 | Junction Box | 15 | 3000K | 1350 | 120° | 100-300 | Ø 5.5" | Ø 2" |
| 15 | Concealed | 5 | 6500K | 450 | 120° | 100-300 | Ø 3.5" | Ø 3.0" |
| 16 | Concealed | 5 | 3000K | 400 | 120° | 100-300 | Ø 3.5" | Ø 3.0" |
| 17 | Concealed | 7 | 6500K | 630 | 120° | 100-300 | Ø 3.5" | Ø 3.0" |
| 18 | Concealed | 7 | 3000K | 560 | 120° | 100-300 | Ø 3.5" | Ø 3.0" |
| 19 | Concealed | 9 | 6500K | 810 | 120° | 100-300 | Ø 3.5" | Ø 3.0" |
| 20 | Concealed | 9 | 3000K | 720 | 120° | 100-300 | Ø 3.5" | Ø 3.0" |



SMART LED BULB

| S.No. | CONTROL | WATTAGE(W) | COLORS | DIMMING | LUMENS | BEAM ANGLE | VOLTAGE | DIMENSION |
|-------|--------------------|------------|---|--------------------|--------|------------|---------|-----------|
| 1 | WiFi/Voice Control | 9W | Warm / Neutral / Cool White | Yes (1% - 100%) | 900* | 120° | 100-300 | Ø60x108 |
| 2 | WiFi/Voice Control | 10W | Red/Green/Blue Cool White | Yes (1% - 100%) | 900* | 120° | 100-300 | Ø70x130 |
| 3 | WiFi/Voice Control | 9W | Red / Green / Blue Cool / Warm White | Yes (1% - 100%) | 900* | 120° | 100-300 | Ø65x115 |
| 4 | WiFi/Voice Control | 9W | Red / Green / Blue Cool / Warm White | Yes (1% - 100%) | 900* | 120° | 100-300 | Ø70x113 |
| 5 | WiFi/Voice Control | 9W | Red / Green / Blue Cool / Warm White | Yes (1% - 100%) | 900* | 120° | 100-300 | Ø60x108 |


- *1. At 100% Intensity of Cool White Color
- 2. Available in B22 & E27 Base Cap
- 3. Power Factor >0.9
- 4. Compliant CRI 80 & IP20



SMART LED BULB

| S.No. | CONTROL | WATTAGE(W) | COLORS | DIMMING | LUMENS | BEAM ANGLE | VOLTAGE | DIMENSION |
|-------|-----------------------|------------|-----------------------------|-----------------------------------|--------|------------|---------|-----------|
| 1 | Remote Control | 9W | Cool / Warm White | Yes (1% - 100%) | 900* | 120° | 100-300 | Ø70x113 |
| 2 | Remote Control | 9W | Multicolor(24-in-1) | Yes (1% - 100%) | 900* | 120° | 100-300 | Ø60x111 |
| 3 | Switch Control | 9W | Warm / Neutral / Cool White | No | 900* | 180° | 100-300 | Ø60x111 |
| 4 | Switch Control | 12W | Warm / Neutral / Cool White | No | 1200* | 180° | 100-300 | Ø60x111 |
| 5 | Switch Control | 15W | Warm / Cool White | Step Dimming (100% - 50% - 2%) | 1500* | 180° | 100-300 | Ø60x111 |
| 6 | Motion Sensor Control | 9W | Cool White | No (100% - 0%) | 900* | 180° | | Ø60x111 |

- *1. At 100% Intensity of Cool White Color
- 2. Available in B22 & E27 Base Cap
- 3. Power Factor >0.9
- 4. Compliant CRI 80 & IP20



SMART LED BATTEN & DOWNLIGHTER

| S.No. | TYPE | CONTROL | WATTAGE(W) | COLORS | DIMMING | LUMENS | VOLTAGE | DIMENSION |
|-------|--------------------|-----------------------|------------|---|--------------------|--------|---------|------------|
| 1 | LED BATTEN | WiFi/Voice Control | 20W | Warm / Neutral / Cool White | Yes (1% - 100%) | 2000* | 100-300 | 1135 (4FT) |
| 2 | LED BATTEN | WiFi/Voice Control | 20W | Red / Green / Blue Cool / Warm White | Yes (1% - 100%) | 2000* | 100-300 | 900 (4FT) |
| 3 | LED DOWNLIGHTER | WiFi/Voice Control | 10W | Warm / Neutral / Cool White | Yes (1% - 100%) | 900* | 100-300 | Ø 6.0" |
| 4 | LED DOWNLIGHTER | WiFi/Voice Control | 15W | Warm / Neutral / Cool White | Yes (1% - 100%) | 1350* | 100-300 | Ø 6.0" |

- *1. At 100% Intensity of Cool White Color
- 2. Available in B22 & E27 Base Cap
- 3. Power Factor >0.9
- 4. Compliant CRI 80 & IP20



LED STREET LIGHT

| S.No. | WATTAGE(W) | CCT | LUMENS(LM) | BEAM ANGLE | VOLTAGE(V) | IP RATING | SURGE LIMIT | MATERIAL |
|-------|------------|-------|------------|------------------|------------|-----------|-------------|--------------|
| 1 | 20W | 6500K | 2000 | 120 ⁰ | 100-300 | IP 66 | 6KV | All Die Cast |
| 2 | 30W | 6500K | 3000 | 120 ⁰ | 100-300 | IP 66 | 6KV | All Die Cast |
| 3 | 40W | 6500K | 4000 | 120 ⁰ | 100-300 | IP 66 | 6KV | All Die Cast |
| 4 | 50W | 6500K | 5000 | 120 ⁰ | 100-300 | IP 66 | 6KV | All Die Cast |
| 5 | 60W | 6500K | 6000 | 120 ⁰ | 100-300 | IP 66 | 6KV | All Die Cast |
| 6 | 80W | 6500K | 8000 | 120 ⁰ | 100-300 | IP 66 | 6KV | All Die Cast |
| 7 | 100W | 6500K | 10000 | 120 ⁰ | 100-300 | IP 66 | 6KV | All Die Cast |

*Compliant CRI 80 & Power Factor >0.9



TECHKRAFT
Industries India

LED FLOOD LIGHT

| S.No. | WATTAGE(W) | CCT | LUMENS(LM) | BEAM ANGLE | VOLTAGE(V) | IP RATING | SURGE LIMIT | MATERIAL |
|-------|------------|-------|------------|------------|------------|-----------|-------------|--------------|
| 1 | 20W | 6500K | 2000 | 120° | 100-300 | IP 66 | 6KV | All Die Cast |
| 2 | 30W | 6500K | 3000 | 120° | 100-300 | IP 66 | 6KV | All Die Cast |
| 3 | 50W | 6500K | 5000 | 120° | 100-300 | IP 66 | 6KV | All Die Cast |
| 4 | 80W | 6500K | 8000 | 120° | 100-300 | IP 66 | 6KV | All Die Cast |



LED FROSTED CANDLE BULB

| S.No. | TYPE | WATTAGE(W) | CCT | LUMENS(LM) | BEAM ANGLE | VOLTAGE | BASE LAMP | DIMENSION(MM) |
|-------|---------|------------|-------|------------|------------|---------|-----------|---------------|
| 1 | Frosted | 3W | 6500K | 315 | 120° | 100-300 | E14 | Ø38x106.5 |
| 2 | Frosted | 3W | 3000K | 270 | 120° | 100-300 | E14 | Ø38x106.5 |
| 3 | Frosted | 3W | 6500K | 315 | 120° | 100-300 | B22 | Ø38x105.5 |
| 4 | Frosted | 3W | 3000K | 270 | 120° | 100-300 | B22 | Ø38x105.5 |
| 5 | Frosted | 3W | 6500K | 315 | 120° | 100-300 | E27 | Ø38x105.5 |
| 6 | Frosted | 3W | 3000K | 270 | 120° | 100-300 | E27 | Ø38x105.5 |
| 7 | Frosted | 4.5W* | 6500K | 475 | 120° | 100-300 | E14 | Ø38x106.5 |
| 8 | Frosted | 4.5W* | 3000K | 405 | 120° | 100-300 | E14 | Ø38x106.5 |
| 9 | Frosted | 4.5W* | 6500K | 475 | 120° | 100-300 | B22 | Ø38x105.5 |
| 10 | Frosted | 4.5W* | 3000K | 405 | 120° | 100-300 | B22 | Ø38x105.5 |
| 11 | Frosted | 4.5W* | 6500K | 475 | 120° | 100-300 | E27 | Ø38x105.5 |
| 12 | Frosted | 4.5W* | 3000K | 405 | 120° | 100-300 | E27 | Ø38x105.5 |

*1. Also Available in 4W
2. Power Factor >0.9
3. Compliant CRI 80 & IP20



TECHKRAFT
Industries India

LED CLEAR CANDLE BULB

| S.No. | TYPE | WATTAGE(W) | CCT | LUMENS(LM) | BEAM ANGLE | VOLTAGE | BASE LAMP | DIMENSION(MM) |
|-------|-------|------------|-------|------------|------------|---------|-----------|---------------|
| 1 | Clear | 3W | 6500K | 315 | 120° | 100-300 | E14 | Ø35x105.5 |
| 2 | Clear | 3W | 3000K | 270 | 120° | 100-300 | E14 | Ø35x105.5 |
| 3 | Clear | 3W | 6500K | 315 | 120° | 100-300 | B22 | Ø35x104.5 |
| 4 | Clear | 3W | 3000K | 270 | 120° | 100-300 | B22 | Ø35x104.5 |
| 5 | Clear | 3W | 6500K | 315 | 120° | 100-300 | E27 | Ø35x105 |
| 6 | Clear | 3W | 3000K | 270 | 120° | 100-300 | E27 | Ø35x105 |
| 7 | Clear | 4.5W* | 6500K | 475 | 120° | 100-300 | E14 | Ø35x105.5 |
| 8 | Clear | 4.5W* | 3000K | 405 | 120° | 100-300 | E14 | Ø35x105.5 |
| 9 | Clear | 4.5W* | 6500K | 475 | 120° | 100-300 | B22 | Ø35x104.5 |
| 10 | Clear | 4.5W* | 3000K | 405 | 120° | 100-300 | B22 | Ø35x104.5 |
| 11 | Clear | 4.5* | 6500K | 475 | 120° | 100-300 | E27 | Ø35x105 |
| 12 | Clear | 4.5* | 3000K | 405 | 120° | 100-300 | E27 | Ø35x105 |

- *1. Also Available in 4W
- 2. Power Factor >0.9
- 3. Compliant CRI 80 & IP20



LED SPOT LAMP

| S.No. | TYPE | WATTAGE(W) | CCT | LUMENS(LM) | BEAM ANGLE | VOLTAGE | BASE LAMP | DIMENSION(MM) |
|-------|---------|------------|-------|------------|------------|---------|-----------|---------------|
| 1 | Frosted | 3W | 6500K | 270 | 120° | 100-300 | GU5.3 | Ø50x55 |
| 2 | Frosted | 3W | 3000K | 240 | 120° | 100-300 | GU5.3 | Ø50x55 |
| 3 | Frosted | 3W | 6500K | 270 | 120° | 100-300 | GU10 | Ø50x54 |
| 4 | Frosted | 3W | 3000K | 240 | 120° | 100-300 | GU10 | Ø50x54 |
| 5 | Frosted | 3W | 6500K | 270 | 120° | 100-300 | E14 | Ø50x58.5 |
| 6 | Frosted | 3W | 3000K | 240 | 120° | 100-300 | E14 | Ø50x58.5 |
| 7 | Frosted | 3W | 6500K | 270 | 120° | 100-300 | E27 | Ø50x56 |
| 8 | Frosted | 3W | 3000K | 240 | 120° | 100-300 | E27 | Ø50x56 |
| 9 | Frosted | 5W | 6500K | 450 | 120° | 100-300 | GU5.3 | Ø50x55 |
| 10 | Frosted | 5W | 3000K | 400 | 120° | 100-300 | GU5.3 | Ø50x55 |
| 11 | Frosted | 5W | 6500K | 450 | 120° | 100-300 | GU10 | Ø50x54 |
| 12 | Frosted | 5W | 3000K | 400 | 120° | 100-300 | GU10 | Ø50x54 |
| 13 | Frosted | 5W | 6500K | 450 | 120° | 100-300 | E14 | Ø50x58.5 |
| 14 | Frosted | 5W | 3000K | 400 | 120° | 100-300 | E14 | Ø50x58.5 |
| 15 | Frosted | 5W | 6500K | 450 | 120° | 100-300 | E27 | Ø50x56 |
| 16 | Frosted | 5W | 3000K | 400 | 120° | 100-300 | E27 | Ø50x56 |

*1. Power Factor >0.9
2. Compliant CRI 80 & IP20



LED CEILING LIGHT

| S.No. | WATTAGE(W) | CCT | LUMENS(LM) | BEAM ANGLE | VOLTAGE(V) | POWER FACTOR | TYPE | DIMENSION(MM) |
|-------|------------|-------|------------|------------|------------|--------------|----------|---------------|
| 1 | 40W | 6500K | 4400 | 120° | 100-300 | >0.9 | Recessed | 600x600 |
| 2 | 40W | 3000K | 4000 | 120° | 100-300 | >0.9 | Recessed | 600x600 |
| 3 | 50W | 6500K | 5500 | 120° | 100-300 | >0.9 | Recessed | 600x600 |
| 4 | 50W | 3000K | 5000 | 120° | 100-300 | >0.9 | Recessed | 600x600 |



LED EMERGENCY LAMP

| S.No. | TYPE | WATTAGE(W) | CCT(K) | LUMENS(LM) | BATTERY BACKUP | BEAM ANGLE | VOLTAGE(V) | LAMP BASE |
|-------|-----------|------------|--------|------------|----------------|------------------|------------|-----------|
| 1 | Bulb | 9W | 6500K | 900 | 4 Hrs. | 120 ⁰ | 100-300 | B22 |
| 2 | Bulb | 12W | 6500K | 1200 | 4 Hrs. | 120 ⁰ | 100-300 | B22 |
| 3 | Batten | 10W | 6500K | 1000 | 4 Hrs. | 120 ⁰ | 100-300 | - |
| 4 | Batten | 20W | 6500K | 1000 | 4 Hrs. | 120 ⁰ | 100-300 | - |
| 5 | T-bulb | 10W | 6500K | 1000 | 4 Hrs. | 120 ⁰ | 100-300 | B22 |
| 6 | Bulk-head | 10W | 6500K | 1000 | 4 Hrs. | 120 ⁰ | 100-300 | - |

*1. Power Factor >0.9

2. Compliant CRI 80 & IP20

3. Also available in E27 Base Cap.



TECHKRAFT INDUSTRIES PRIVATE LIMITED

**📍 CORPORATE:- 2F-CS-037 ANSAL PLAZA, VAISHALI
GHAZIABAD UP INDIA +91-(1204180914)**

**📍 OVERSEAS OFFICE:- A2 IFZA BUSINESS PARK DUBAI,
SILICON OASIS, DUBAI, UAE**

📞 +91-8800026063

✉️ LIGHTINGS@TECHKRAFTINDUSTRIES.COM



TECHKRAFT INDUSTRIES PRIVATE LIMITED

📍 **CORPORATE:- 2F-CS-037 ANSAL PLAZA, VAISHALI
GHAZIABAD UP INDIA +91-(1204180914)**

📍 **OVERSEAS OFFICE:- A2 IFZA BUSINESS PARK DUBAI,
SILICON OASIS, DUBAI, UAE**

📞 **+91-9958600424**

✉ **marketing@techkraftindustries.com**